

A movie rental store has two plans available for membership. Plan A charges a \$20 yearly membership fee and allows you to rent movies for \$2 per movie. Plan B has no membership fee initially but allows you to rent movies for \$4 per movie.

1. Create a table of values for each plan.


Plan A:

Number of Movies	Cost
0	
1	
2	
3	

Plan B:

Number of Movies	Cost
0	
1	
2	
3	

2. Produce a Graph for each plan:



3. Write an equation for each plan.

PLAN A:

PLAN B:

4. Solve by the substitution method.

5. What does the solution to the system represent? Which plan is the better deal? For how long?

6. Follow your teacher's demonstration for creating the tables and graphs on your calculator, and for finding the point of intersection on your calculator.

A movie rental store has two plans available for membership. Plan A charges a \$20 yearly membership fee and allows you to rent movies for \$2 per movie. Plan B has no membership fee initially but allows you to rent movies for \$4 per movie.

1. Create a table of values for each plan.


Plan A:

Number of Movies	Cost
0	
1	
2	
3	

Plan B:

Number of Movies	Cost
0	
1	
2	
3	

2. Produce a Graph for each plan:



3. Write an equation for each plan.

PLAN A:

PLAN B:

4. Solve by the substitution method.

5. What does the solution to the system represent? Which plan is the better deal? For how long?

6. Follow your teacher's demonstration for creating the tables and graphs on your calculator, and for finding the point of intersection on your calculator.

Mama Mia's Pizzeria charges \$12 for a cheese pizza and charges an additional \$1.50 per topping. Little Italy Restaurante charges \$10 for a cheese pizza, but charges \$2.00 per topping.

1. Create a table of values for each restaurant.

Mama Mia's:

Number of Toppings	Cost
0	
1	
2	
3	

Little Italy:

Number of Toppings	Cost
0	
1	
2	
3	


3. Write an equation for each plan.

Plan A:

Plan B:

4. Solve by Substitution Method:

2. Produce a Graph for each restaurant:



5. What does the solution to the system represent? Which restaurant offers the better deal? For how long?

Follow teacher's demonstration for creating the tables and graphs on your calculator, and for finding the point of intersection on your calculator. Do this on your calculator in order to check your answer.